



Portable industrial tools for professionals

Exceeding customer expectations since 1977

 **EUROBOOR**

FOR PROFESSIONALS BY PROFESSIONALS

 **ACAT**

TEL. 81 8354 8910
www.acatmexicana.com

Catalogue - English

Key specs:

**20**
weight**1010 W**
motor power**30 - 80 m**
revolutions**125 mm**
cutting capacity**0 - 60°**
adjustment angle

EBS.500



Band saw 125 mm (5")

Watch our machines in action on:
www.youtube.com/euroboorby

- Adjustable vice, cutting angle and sawing speed
- Constant speed due to digital electronic speed regulator
- Wide cutting angle adjustment range
- Double motor protection: Amperage and temperature limiter
- Anti-reset safety function
- User-friendly vice with clear indicators
- Adjustable bar stop rod for mass produced cuts
- Chip scraper

Technical data

Dimensions (l x w x h)	650 x 310 x 450 mm
Weight	20 kg
Motor power	1010 W
Cutting speed	adjustable, 30 - 80 m
Cutting angle	adjustable, 0° - 60°
Cutting capacity:	○ 125 mm
at 0°	□ 130 x 125 mm
at 45°	○ 76 mm
	□ 76 x 76 mm
at 60°	○ 50 mm
	□ 50 x 50 mm
Saw band	13 x 0.65 x 1440 mm, 10 - 14 tpi M42 8% Cobalt
Voltage	110 - 120 V / 60 Hz 220 - 240 V / 50 - 60 Hz

**1.** Simple speed adjustment
with quick guide**2.** Wide cutting angle
adjustment range

Accessory EBS.500

EBS.500 uses:
saw band 13 x 0,65 x 1440 mm, 6 - 10 tpi (set of 5)**Art. nr.: 500.0001**

EDC.135

Dry cut-off saw 355 mm (14")



Watch our machines in action on:
www.youtube.com/euroboorby

- Easily accessible carbon brushes
- Easily accessible saw blade lock nut (spanner included)
- Chip shield
- Easy blade replacement
- Adjustable vice: 0° - 45° with quick release function
- Retractable blade guard with pull-down protection

Technical data

Dimensions (lwxhxh)	610 x 282 x 630 mm
Weight	23 kg
Motor power	2200 W
Cutting speed (no load)	1300 rpm
Cutting angle	adjustable, 0° - 45°
Bore size	Ø 25,4 mm (1")
Cutting capacity at 0°	● 130 mm
	■ 120 x 120 mm
	■ 95 x 185 mm
Cutting capacity at 45°	● 105 mm
	■ 90 x 90 mm
	■ 80 x 110 mm
Max. Ø saw blade	355 mm
Voltage	110 - 120 V / 60 Hz
	220 - 240 V / 50 - 60 Hz

Key specs:



23
weight



2200 W
motor power



1300
revolutions



130 mm
cutting capacity



0 - 45°
adjustment angle




Accessory EDC.135



EDC.135 uses:

saw blade 355 mm (14"), 80 teeth, bore 25,4 mm (1")


Art. nr.: 130.355/80



1




2



3

1. Easy carbon brush replacement. Chip shield.
2. Easy blade replacement
3. Adjustable vice 0° - 45°

Key specs:

**9,7**
weight**1800 W**
motor power**2300**
revolutions**83 mm**
cutting capacity**0 - 45°**
adjustment angle

1. Adjustable cutting angle, up to 45°
2. Stable guide plate

EHC.230/4

Circular cut-off saw 230 mm (9")

Watch our machines in action on:
www.youtube.com/euroboorby

- Wide and stable guide plate
- Integrated cutting length indication
- Swivel functionality, up to 45°
- Built-in laser indicator
- Retracting full blade protection
- Durable safety covers
- Quick-release chip collector
- Easily accessible carbon brushes

Technical data

Dimensions (l x w x h)	420 x 210 x 370 mm
Weight	9,7 kg
Motor power	1800 W
Cutting speed (no load)	2300 rpm
Cutting angle, adjustable	0 - 45°
Bore size	Ø 25,4 mm (1")
Max. Saw depth 0°	83 mm
Max. Saw depth 45°	56,5 mm
Max. Ø Saw blade	230 mm
Max. Continuous use	45 minutes
Continuous capacity	6 mm
Cut-off capacity	3 - 10 mm, built-in laser indication
Voltage	110 - 120 V / 60 Hz 220 - 240 V / 50 - 60 Hz

Accessory EHC.230/4



EHC.230/4 uses:

saw blade 230 mm (9"), 48 teeth, bore 25,4 mm (1")

Art. nr.: 230.0003

Your Euroboor dealer:

Sales partner in Mexico:



ACAT MEXICANA
Ave. Regio Parque #200 Regio Parque Industrial
Apodaca, Nuevo León, México CP. 66633

✉ acat@acatmexicana.com ☎ TEL. 818354 8910



www.acatmexicana.com

 **EUROBOOR**
FOR PROFESSIONALS BY PROFESSIONALS

Drilling • Beveling • Grinding • Sawing • Lifting • Accessories



CATALOG-INT1907